

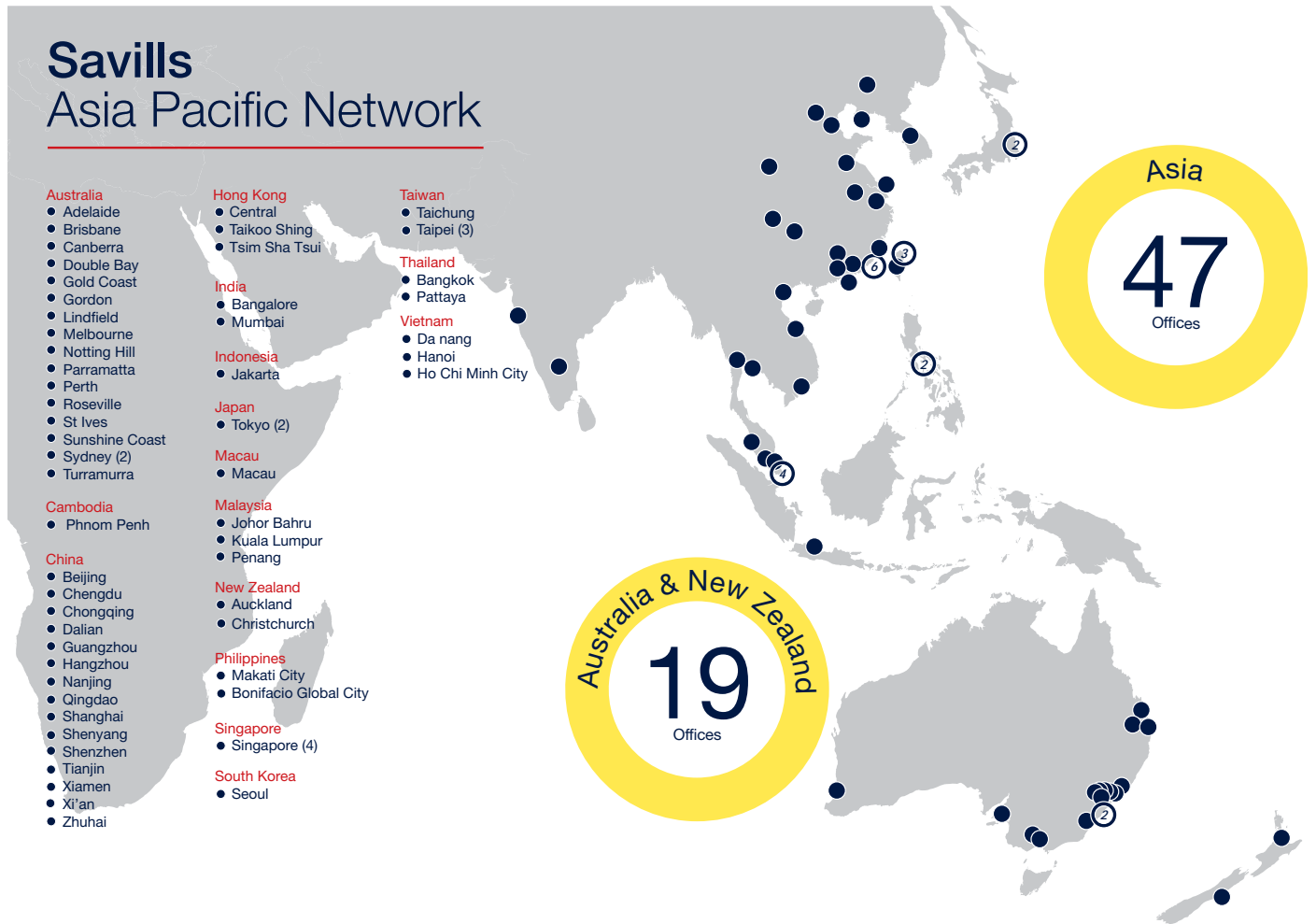


Survey **Prime Benchmark**

1 January 2017



An introduction to Savills



Source: Savills Research & Consultancy

Savills is a leading global real estate service provider listed on the London Stock Exchange. The company, established in 1855, has a rich heritage with unrivalled growth. The company now has over 700 offices and associates throughout the Americas, Europe, Asia Pacific, Africa and the Middle East.

In Asia Pacific, Savills has 66 regional offices comprising over 25,000 staff. Asia Pacific markets include Australia, China, Hong Kong, India, Indonesia, Japan, Korea, Macau, Malaysia, New Zealand, Taiwan, Thailand, Singapore and Viet Nam,

with associate offices in Cambodia and the Philippines. Savills provides a comprehensive range of advisory and professional property services to developers, owners, tenants and investors. These include consultancy services, facilities management, space planning, corporate real estate services, property management, leasing, valuation and sales in all key segments of commercial, residential, industrial, retail, investment and hotel property.

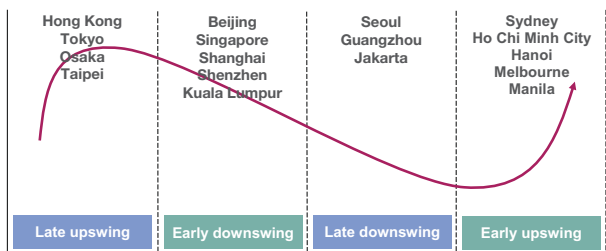
A unique combination of sector knowledge and entrepreneurial flair gives clients access to real estate

expertise of the highest calibre.

We are regarded as an innovative-thinking organisation supported by excellent negotiating skills. Savills chooses to focus on a defined set of clients, offering a premium service to organisations and individuals with whom we share a common goal. Savills is synonymous with a high-quality service offering and a premium brand, taking a long-term view of real estate and investing in strategic relationships.

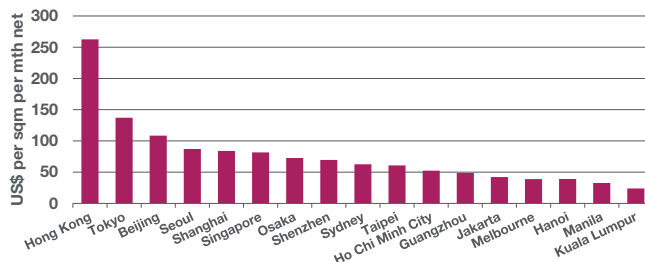
Prime offices (top 5)

GRAPH 1



Source: Savills Research & Consultancy

GRAPH 2



Source: Savills Research & Consultancy

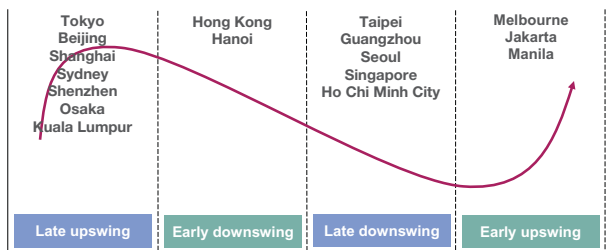
TABLE 1

	Hong Kong	Tokyo	Beijing	Seoul	Shanghai	Singapore	Osaka	Shenzhen	Sydney	Taipei	HCMC	Guangzhou	Jakarta	Melbourne	Hanoi	Manila	Kuala Lumpur
Rent (US\$ psm net eff. pm)	233.9	127.7	101.3	65.7	75.2	81.5	67.2	64.0	59.6	54.0	41.7	42.5	30.9	34.9	35.4	26.7	23.9
Management fee (US\$ psm net pm)	17.0	Inclusive	7.1	21.3	8.8	Inclusive	Inclusive	5.6	0.6	4.0	6.5	6.2	7.4	0.8	Inclusive	4.0	Inclusive
Gov't rates/tax (US\$ psm net pm)	11.7	9.4	Inclusive	Inclusive	Inclusive	Inclusive	5.4	Inclusive	2.3	2.7	4.2	Inclusive	3.8	3.2	3.5	1.9	Inclusive
Total	262.6	137.1	108.4	87.0	84.0	81.5	72.6	69.6	62.5	60.8	52.4	48.7	42.1	38.9	38.9	32.6	23.9

Source: Savills Research & Consultancy

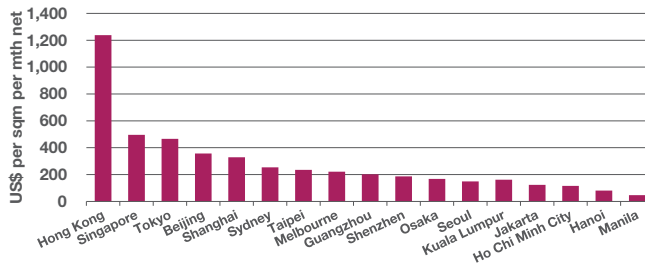
Prime retail malls (top 5)

GRAPH 3



Source: Savills Research & Consultancy

GRAPH 4



Source: Savills Research & Consultancy

TABLE 2

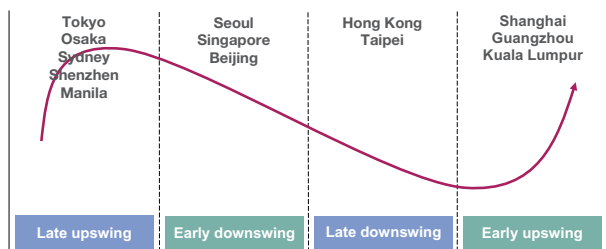
	Hong Kong	Singapore	Tokyo*	Beijing	Shanghai	Sydney	Taipei	Melbourne	Guangzhou	Shenzhen	Osaka	Seoul	Kuala Lumpur	Jakarta	HCMC	Hanoi	Manila
Rent (US\$ psm net eff. pm)	1,151.2	495.4	431.8	345.0	316.2	253.3	212.6	215.0	193.5	179.7	155.1	132.8	161.5	100.1	97.6	73.4	38.5
Management fee (US\$ psm net pm)	29.1	Inclusive	Inclusive	12.2	12.8	Inclusive	11.4	1.7	8.3	6.7	Inclusive	15.9	Inclusive	12.3	8.2	Inclusive	5.4
Gov't rates/tax (US\$ psm net pm)	57.6	Inclusive	34.5	Inclusive	Inclusive	Inclusive	10.6	4.3	Inclusive	Inclusive	12.4	Inclusive	Inclusive	11.2	9.8	7.3	2.7
Total	1,237.9	495.4	466.3	357.2	329.0	253.3	234.7	221.0	201.8	186.4	167.5	148.7	161.5	123.7	115.6	80.7	46.6

Source: Savills Research & Consultancy

* As prime retail mall rental figures are not available for Tokyo, average prime high street retail rents are used instead.

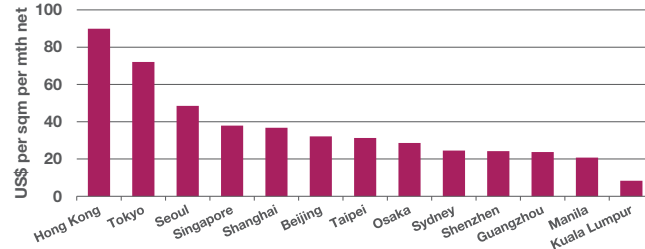
Luxury apartments (top 10)

GRAPH 5



Source: Savills Research & Consultancy

GRAPH 6



Source: Savills Research & Consultancy

TABLE 3

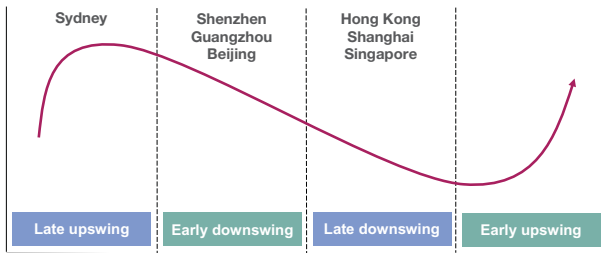
	Hong Kong	Tokyo	Seoul*	Singapore	Shanghai	Beijing	Taipei	Osaka	Sydney	Shenzhen	Guangzhou	Manila	Kuala Lumpur
Rent (US\$ psm net eff. pm)	77.4	72.1	48.5	37.9	36.8	32.1	27.5	28.6	24.5	24.2	22.9	20.7	8.3
Management fee (US\$ psm net pm)	8.7	Inclusive	Inclusive	Inclusive	Inclusive	Inclusive	2.4	Inclusive	Inclusive	Inclusive	0.8	Inclusive	Inclusive
Gov't rates/tax (US\$ psm net pm)	3.9	Inclusive	Inclusive	Inclusive	Inclusive	Inclusive	1.4	Inclusive	Inclusive	Inclusive	Inclusive	Inclusive	Inclusive
Total	89.9	72.1	48.5	37.9	36.8	32.1	31.3	28.6	24.5	24.2	23.7	20.7	8.3

Source: Savills Research & Consultancy

* Seoul's rent = (Security deposit × Interest rate) / 12 + Monthly payment

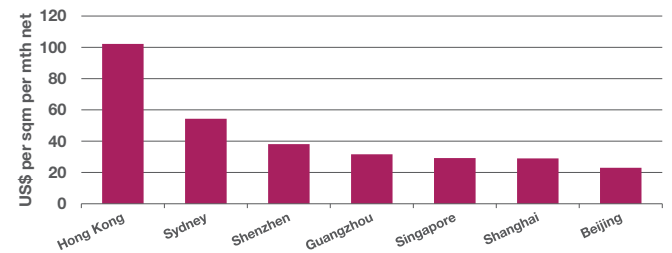
Prime villas/townhouses (top 5)

GRAPH 7



Source: Savills Research & Consultancy

GRAPH 8



Source: Savills Research & Consultancy

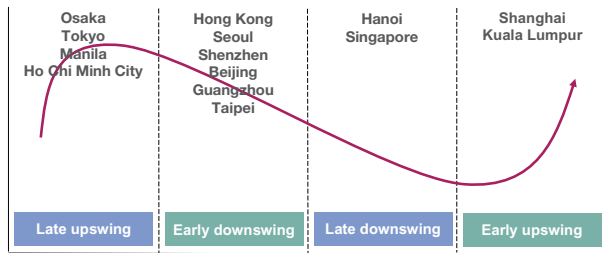
TABLE 4

	Hong Kong	Sydney	Shenzhen	Guangzhou	Singapore	Shanghai	Beijing
Rent (US\$ psm net eff. pm)	87.2	54.3	38.1	31.6	29.2	29.0	23.0
Management fee (US\$ psm net pm)	10.6	Inclusive	Inclusive	Inclusive	Inclusive	Inclusive	Inclusive
Gov't rates/tax (US\$ psm net pm)	4.4	Inclusive	Inclusive	Inclusive	Inclusive	Inclusive	Inclusive
Total	102.2	54.3	38.1	31.6	29.2	29.0	23.0

Source: Savills Research & Consultancy

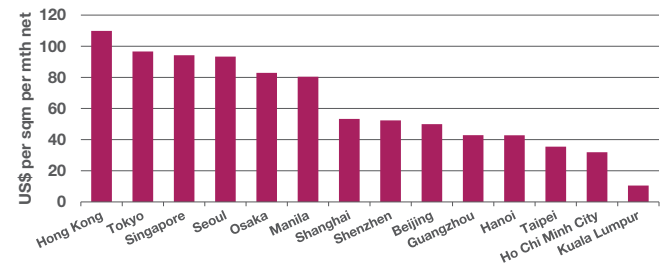
Luxury serviced apartments (top 5)

GRAPH 9



Source: Savills Research & Consultancy

GRAPH 10



Source: Savills Research & Consultancy

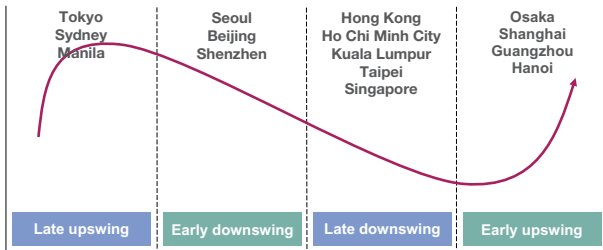
TABLE 5

	Hong Kong	Tokyo	Singapore	Seoul	Osaka	Manila	Shanghai	Shenzhen	Beijing	Guangzhou	Hanoi	Taipei	HCMC	Kuala Lumpur
Rent (US\$ psm net eff. pm)	109.8	96.7	94.2	84.0	82.9	80.4	53.3	52.3	49.9	42.9	38.9	31.3	29.0	10.5
Management fee (US\$ psm net pm)	Inclusive	Inclusive	Inclusive	Inclusive	Inclusive	Inclusive	Inclusive	Inclusive	Inclusive	Inclusive	Inclusive	3.0	Inclusive	Inclusive
Gov't rates/tax (US\$ psm net pm)	Inclusive	Inclusive	Inclusive	9.3	Inclusive	Inclusive	Inclusive	Inclusive	Inclusive	Inclusive	3.9	1.3	2.9	Inclusive
Total	109.8	96.7	94.2	93.4	82.9	80.4	53.3	52.3	49.9	42.9	42.8	35.5	31.9	10.5

Source: Savills Research & Consultancy

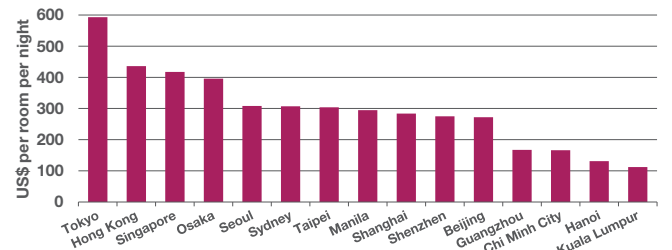
Prime hotels (top 5)

GRAPH 11



Source: Savills Research & Consultancy

GRAPH 12



Source: Savills Research & Consultancy

TABLE 6

	Tokyo	Hong Kong	Singapore	Osaka	Seoul	Sydney	Taipei	Manila	Shanghai	Shenzhen	Beijing	Guangzhou	HCMC	Hanoi	Kuala Lumpur
Room rate (US\$ per room per night)	593.1	436.0	417.5	395.7	308.2	307.0	303.7	294.5	283.7	274.8	272.1	167.2	166.0	131.0	112.2

Source: Savills Research & Consultancy

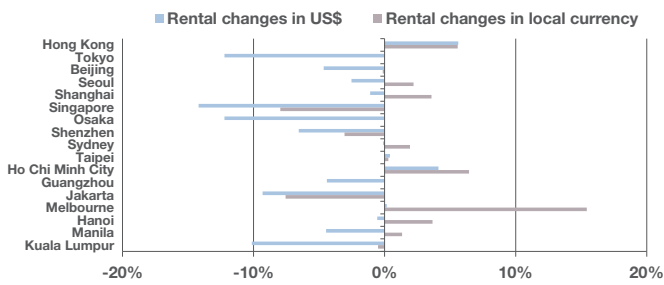
Assumptions:

1) 1 sq m = 10.7639 sq ft/0.3025 ping/0.3025 tsubo

2) As of 31 December 2016, RMB/USD = 6.8948; HKD/USD = 7.7550; NTD/USD = 32.2860; JPY/USD = 117.0; KRW/USD = 1,207.7; SGD/USD = 1.4471; MYR/USD = 4.4535; VND/USD = 22,800; AUD/USD = 1.3333

Cost changes - prime offices, Jul-Dec 2016

GRAPH 13



Source: Savills Research & Consultancy

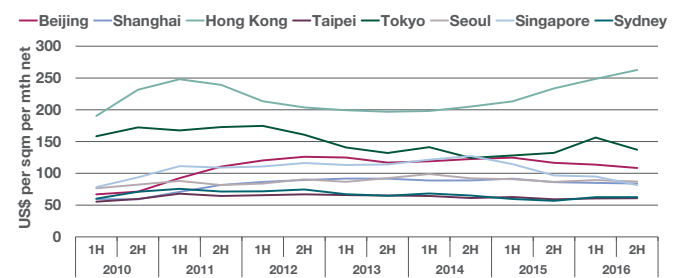
TABLE 7

Rental changes from 1 Jul 2016	Hong Kong	Tokyo	Beijing	Seoul	Shanghai	Singapore	Osaka	Shenzhen	Sydney	Taipei	HCMC	Guangzhou	Jakarta	Melbourne	Hanoi	Manila	Kuala Lumpur
In US dollars	5.6%	-12.2%	-4.7%	-2.5%	-1.1%	-14.2%	-12.2%	-6.6%	-0.1%	0.4%	4.1%	-4.4%	-9.3%	0.2%	-0.6%	-4.5%	-10.1%
In local currency	5.6%	0.0%	-0.1%	2.2%	3.6%	-8.0%	0.0%	-3.1%	1.9%	0.3%	6.4%	0.0%	-7.6%	15.4%	3.7%	1.3%	-0.5%

Source: Savills Research & Consultancy

Prime office costs, 1H/2010-2H/2016

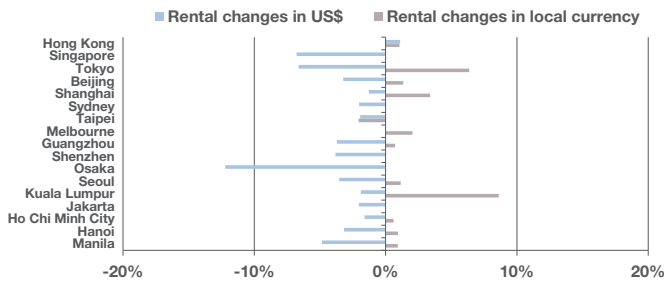
GRAPH 14



Source: Savills Research & Consultancy

Cost changes - prime retail malls, Jul-Dec 2016

GRAPH 15



Source: Savills Research & Consultancy

TABLE 8

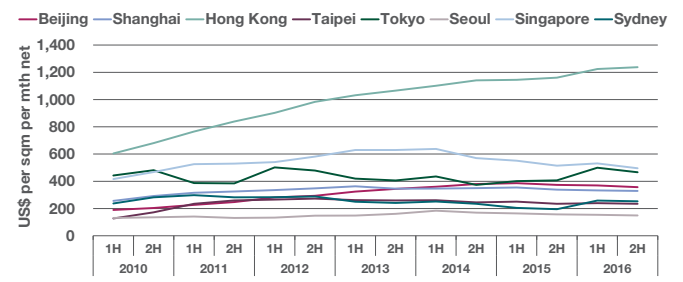
Rental changes from 1 Jul 2016	Hong Kong	Singapore	Tokyo*	Beijing	Shanghai	Sydney	Taipei	Melbourne	Guangzhou	Shenzhen	Osaka	Seoul	Kuala Lumpur	Jakarta	HCMC	Hanoi	Manila
In US dollars	1.1%	-6.8%	-6.6%	-3.2%	-1.3%	-2.0%	-1.9%	0.0%	-3.7%	-3.8%	-12.2%	-3.5%	-1.9%	-2.0%	-1.6%	-3.2%	-4.9%
In local currency	1.1%	0.0%	6.4%	1.3%	3.4%	0.0%	-2.1%	2.0%	0.7%	0.0%	0.0%	1.1%	8.6%	0.0%	0.6%	0.9%	0.9%

Source: Savills Research & Consultancy

* As prime retail mall rental figures are not available for Tokyo, average prime high street retail rents are used instead.

Prime retail mall costs, 1H/2010-2H/2016

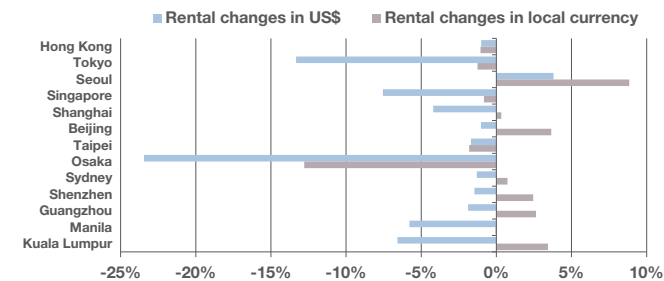
GRAPH 16



Source: Savills Research & Consultancy

Cost changes - luxury apartments, Jul-Dec 2016

GRAPH 17



Source: Savills Research & Consultancy

TABLE 9

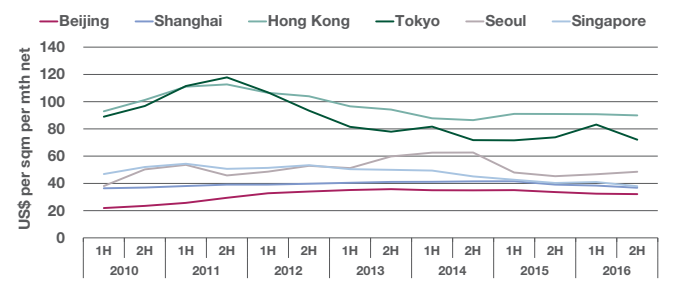
Rental changes from 1 Jul 2016	Hong Kong	Tokyo	Seoul*	Singapore	Shanghai	Beijing	Taipei	Osaka	Sydney	Shenzhen	Guangzhou	Manila	Kuala Lumpur
In US dollars	-1.0%	-13.3%	3.8%	-7.6%	-4.2%	-1.0%	-1.7%	-23.4%	-1.3%	-1.5%	-1.9%	-5.8%	-6.6%
In local currency	-1.1%	-1.3%	8.8%	-0.8%	0.3%	3.7%	-1.8%	-12.8%	0.7%	2.5%	2.6%	-0.1%	3.4%

Source: Savills Research & Consultancy

* Seoul's rent = (Security deposit x Interest rate) / 12 + Monthly payment

Luxury apartment costs, 1H/2010-2H/2016

GRAPH 18



Source: Savills Research & Consultancy

Cost changes - prime villa/townhses, Jul–Dec 2016

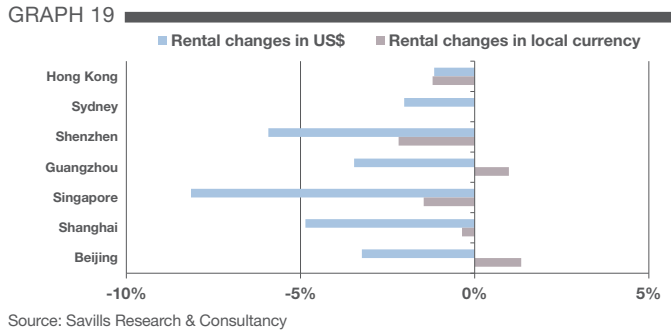
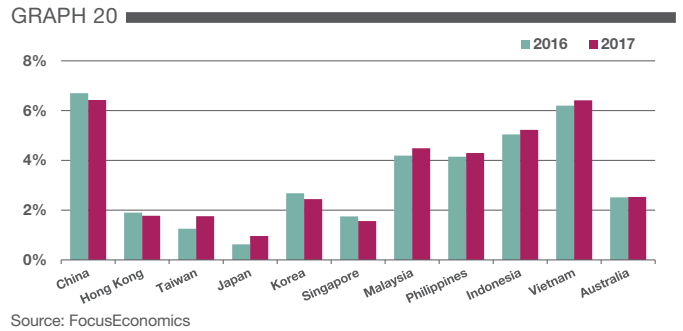


TABLE 10

Rental changes from 1 Jul 2016	Hong Kong	Sydney	Shenzhen	Guangzhou	Singapore	Shanghai	Beijing
In US dollars	-1.2%	-2.0%	-5.9%	-3.5%	-8.1%	-4.9%	-3.2%
In local currency	-1.2%	0.0%	-2.2%	1.0%	-1.5%	-0.4%	1.3%

Source: Savills Research & Consultancy

Real GDP growth forecasts, 2016–2017



Cost changes - luxury serviced apts, Jul–Dec 2016

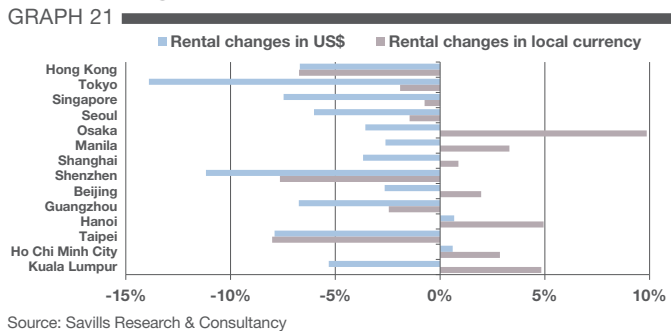
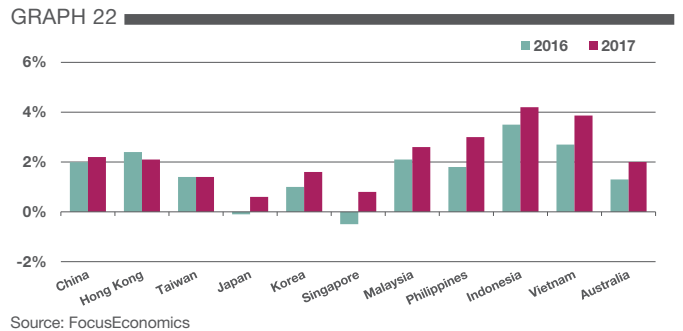


TABLE 11

Rental changes from 1 Jul 2016	Hong Kong	Tokyo	Singapore	Seoul	Osaka	Manila	Shanghai	Shenzhen	Beijing	Guangzhou	Hanoi	Taipei	HCMC	Kuala Lumpur
In US dollars	-6.7%	-13.9%	-7.5%	-6.0%	-3.6%	-2.6%	-3.7%	-11.2%	-2.6%	-6.7%	0.7%	-7.9%	0.6%	-5.3%
In local currency	-6.7%	-1.9%	-0.7%	-1.5%	9.9%	3.3%	0.9%	-7.6%	2.0%	-2.4%	4.9%	-8.0%	2.9%	4.8%

Source: Savills Research & Consultancy

Inflation forecasts, 2016–2017



Cost changes - prime hotels, Dec 2016 YoY

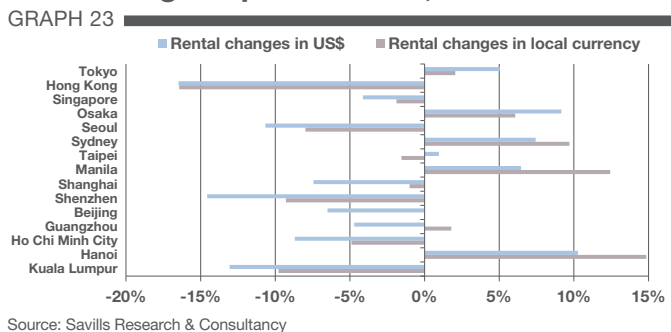
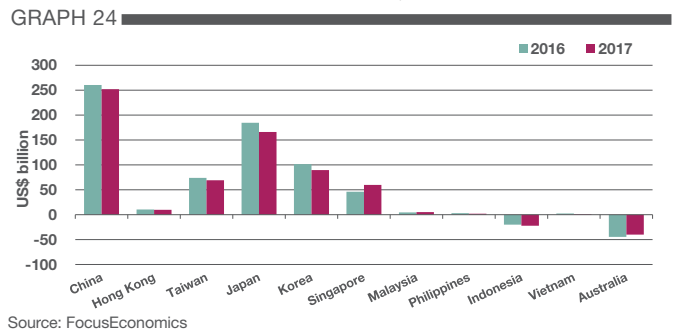


TABLE 12

Rental changes from 1 Jan 2016	Tokyo	Hong Kong	Singapore	Osaka	Seoul	Sydney	Taipei	Manila	Shanghai	Shenzhen	Beijing	Guangzhou	HCMC	Hanoi	Kuala Lumpur
In US dollars	5.0%	-16.5%	-4.1%	9.2%	-10.7%	7.4%	1.0%	6.5%	-7.4%	-14.6%	-6.5%	-4.7%	-8.7%	10.3%	-13.1%
In local currency	2.1%	-16.4%	-1.9%	6.1%	-8.0%	9.7%	-1.5%	12.4%	-1.0%	-9.3%	0.0%	1.8%	-4.9%	14.9%	-9.8%

Source: Savills Research & Consultancy

Current account forecasts, 2016–2017



ASIA PACIFIC HEADQUARTERS

23/F Two Exchange Square, Central, Hong Kong
Tel: (852) 2842 4400 Fax: (852) 2868 4386

HONG KONG SAR

Savills (Hong Kong) Limited

23/F Two Exchange Square, Central, Hong Kong
Tel: (852) 2842 4534 Fax: (852) 2869 6738
Contact: Raymond Lee E-mail: rlee@savills.com.hk
EA Co. Licence: C-002450

Savills Valuation and Professional Services Limited

28/F Two Exchange Square, Central, Hong Kong
Tel: (852) 2801 6100 Fax: (852) 2501 5810
Contact: Charles Chan E-mail: ccchan@savills.com.hk
EA Co. Licence: C-023750

Savills Property Management Holdings Limited

8/F Cityplaza One, 1111 King's Road, Taikoo Shing, Hong Kong
Tel: (852) 2534 1628 Fax: (852) 2508 1883
Contact: Johnnie Chan E-mail: jckchan@savills.com.hk
EA Co. Licence: C-002955

Savills Guardian (Holdings) Limited

7/F Cityplaza One, 1111 King's Road, Taikoo Shing, Hong Kong
Tel: (852) 2512 1838 Fax: (852) 2887 3698
Contact: Peter Ho E-mail: peterho@savillsguardian.com.hk
EA Co. Licence: C-004089

MACAU SAR

Savills - Macau

Savills (Macau) Limited
Suite 1309-10, 13/F Macau Landmark, 555 Avenida da Amizade, Macau
Tel: (853) 8506 6288 Fax: (853) 2878 1805
Contact: Franco Liu E-mail: fliu@savills.com.mo

CHINA

Savills - Shanghai

25/F Two ICC, 288 South Shaanxi Road, Shanghai 200031, PRC
Tel: (86) 21 6391 6688 Fax: (86) 21 6391 6699
Contact: Albert Lau E-mail: Albert.Lau@savills.com.cn

Savills - Beijing

2101 East Tower, Twin Towers, B-12 Jianguomenwai Avenue, Chaoyang District
Beijing 100022, China
Tel: (86) 10 5925 2288 Fax: (86) 10 5925 2299
Contact: Billy Chau E-mail: Billy.Chau@savills.com.cn

Savills - Guangzhou

Room 906, R & F Centre, 10 Hua Xia Road, Zhu Jiang New Town
Guangzhou, 510623, China
Tel: (86) 3892 7168 Fax: (86) 3892 7030
Contact: Woody Lam E-mail: Woody.Lam@savills.com.cn

Savills - Shenzhen

Unit A, 5/F, Anlian Plaza, 4018 Jintian Road, Futian District, Shenzhen 518026, China
Tel: (86) 755 8828 5707 Fax: (86) 755 8828 5676
Contact: Woody Lam E-mail: Woody.Lam@savills.com.cn
Offices in Chengdu, Chongqing, Dalian, Hangzhou, Nanjing, Qingdao, Shenyang, Tianjin, Xiamen, Xi'an, Zhuhai

ASIA

Savills - Indonesia

PT Savills Consultants Indonesia
Panin Tower – Senayan City
16th Floor, Unit C
Jl. Asia Afrika Lot. 19
Jakarta 10270, Indonesia
Tel: +62 (21) 293 293 80 Fax: +62 (21) 293 293 81
Contact: Jeffrey Hong Email: jeffrey.hong@savills.co.id

Savills - Japan

Savills Japan Co., Ltd
15/F Yurakucho ITOCiA
2-7-1 Yurakucho, Chiyoda-ku
Tokyo 100-0006, Japan
Tel: (81) 03 6777-5150 Fax: (81) 3-6777-5105
Contact: Christian Mancini E-mail: cmancini@savills.co.jp

Savills - Korea

Savills Korea
13/F Seoul Finance Center, 84 Taepyungro-1-ga
Chung-gu, Seoul, Korea 100-768
Tel: (82) 2 2124 4201 Fax: (82) 2 2124 4188
Contact: K.D. Jeon E-mail: kdjeon@savills.co.kr

Savills - Malaysia

Savills (Malaysia) Sdn Bhd
Level 9, Menara Milenium, Jalan Damanlela, Bukit Damansara
50490 Kuala Lumpur, Malaysia
Tel: +603 2092 5955
Contact: Christopher Boyd Email: chris.boyd@savills.com.my

Savills - Philippines

KMC MAG Group
8/F Floor Sun Life Centre, 5th Ave
Bonifacio Global City 1634, Philippines
Tel: (632) 403-5519
Contact: Michael McCullough Email: michael@kmcgroup.com

Savills - Singapore

Savills (Singapore) Pte Ltd.
30 Cecil Street, #20-03 Prudential Tower, Singapore 049712
Tel: (65) 6836 6888 Fax: (65) 6836 2668
Contact: Chris Marriott E-mail: cjmarriott@savills.asia

Savills - Taiwan

Savills (Taiwan) Limited
21/F Cathay Landmark, No.68, Sec. 5, Zhongxiao E. Road
Xinyi District, Taipei City 110, Taiwan
Tel: (886) 2 8789 5828 Fax: (886) 2 8789 5929
Contact: Cynthia Chu E-mail: cchu@savills.com.tw
Office in Taichung

Savills - Thailand

Savills (Thailand) Limited
26/F Abdulrahim Place, 990 Rama IV Road
Silom, Bangrak, Bangkok 10500, Thailand
Tel: (66) 2 636 0300 Fax: (66) 2 636 0339
Contact: Robert Collins E-mail: rcollins@savills.co.th
Office in Pattaya

Savills - Vietnam

Savills Vietnam Ltd. Co.
18/F, Fideco Tower, 81-85 Ham Nghi Street
District 1, Ho Chi Minh City, Vietnam
Tel: (84) 8 3823 9205 Fax: (84) 8 3823 4571
Contact: Neil MacGregor E-mail: nmacgregor@savills.com.vn
Office in Hanoi

AUSTRALIA

Savills - Australia

Savills (Aust) Pty Ltd.
Level 25, 1 Farrer Place, Sydney, Australia NSW 2000
Tel: (61) 2 8215 8888 Fax: (61) 2 8215 8899
Contact: Paul Craig E-mail: pcraig@savills.com.au
Offices throughout Sydney, Parramatta, Canberra, Melbourne, Notting Hill, Adelaide, Perth, Brisbane, Gold Coast and Sunshine Coast.

NEW ZEALAND

Savills - New Zealand

Level 8, 33 Shortland Street, Auckland NZ 1010
Tel: (64) 9 951 5911
Contact: Paddy Callesen E-mail: pcallesen@savills.co.nz

NORTH AMERICA

Savills - New York

Savills Studley
399 Park Avenue, 11th Floor, New York, NY 10022
Tel: (1) 212 326 8610 Fax: (1) 212 326 1034
Contact: Mitchell Steir E-mail: msteir@savills-studley.com

UNITED KINGDOM / EUROPE / SOUTH AFRICA

Savills - Europe

33 Margaret Street, London W1G 0JD
Tel: (44) 207 499 8644 Fax: (44) 207 495 3773
Contact: Mark Ridley E-mail: mridley@savills.com
Offices throughout the United Kingdom, Belgium, France, Germany, Hungary, Italy, Netherlands, Poland, Spain and Sweden. Associate offices in Austria, Greece, Norway, Portugal, Russia, Turkey and South Africa.

Savills, the international real estate advisor established in the UK since 1855 with a network of over 700 offices and associates globally.

This report has been prepared to provide a benchmark of occupancy costs of selective prime properties in various cities in Asia, inclusive of rents, management fees and government taxes/rates. Except for the hotel sector, all the costs are quoted on a net floor area basis per month, which is defined as the floor area exclusively allocated to a unit, excluding common areas. As only a small basket of 5 to 10 prime buildings are monitored in each sector, the rental data and occupancy costs reported in this publication might be higher than the average market figures being reported elsewhere. Given varying local market practices, necessary assumptions and judgments are made by our real estate professionals in local offices to achieve comparable results among the different cities.



This document is prepared by Savills for information only. Whilst reasonable care has been exercised in preparing this document, it is subject to change and these particulars do not constitute, nor constitute part of, an offer or contract; interested parties should not rely on the statements or representations of fact but must satisfy themselves by inspection or otherwise as to the accuracy. No person in the employment of the agent or the agent's principal has any authority to make any representations or warranties whatsoever in relation to these particulars and Savills cannot be held responsible for any liability whatsoever or for any loss howsoever arising from or in reliance upon the whole or any part of the contents of this document. This publication may not be reproduced in any form or in any manner, in part or as a whole without written permission of the publisher, Savills. © Savills (Hong Kong) Limited. 2017. (III/17)